



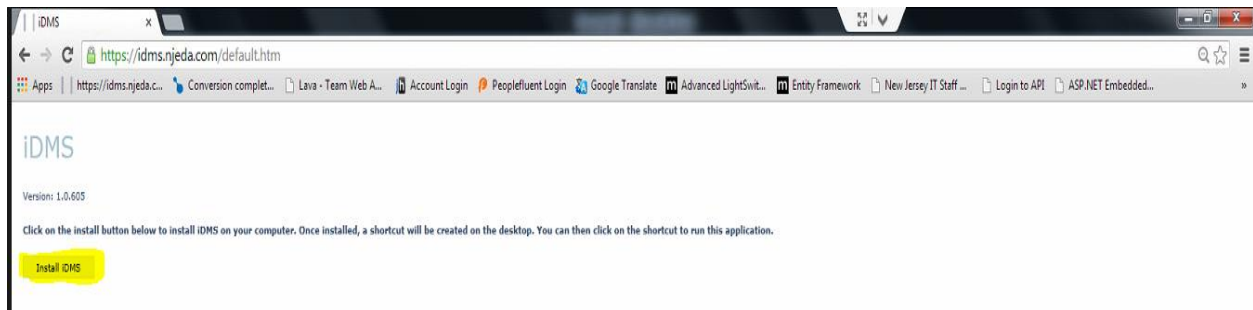


## Installation

Open the Internet Explorer and go to <https://iDMS.NJEDA.com> and login using your UserId and Password



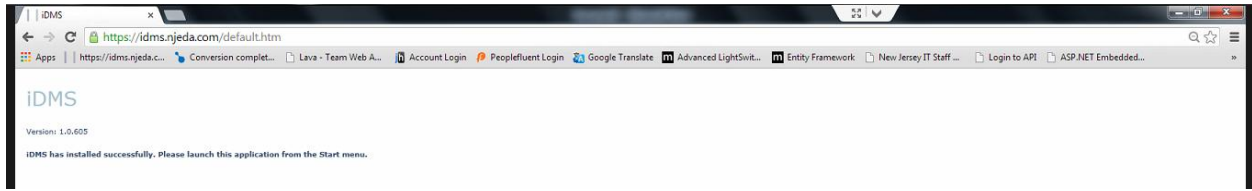
The installation windows will show up. Click on INSTALL iDMS




A security warning window will show up, click on INSTALL



iDMS has installed successfully.



Now you can use the Icon create in your desktop



Or in your All programs List

